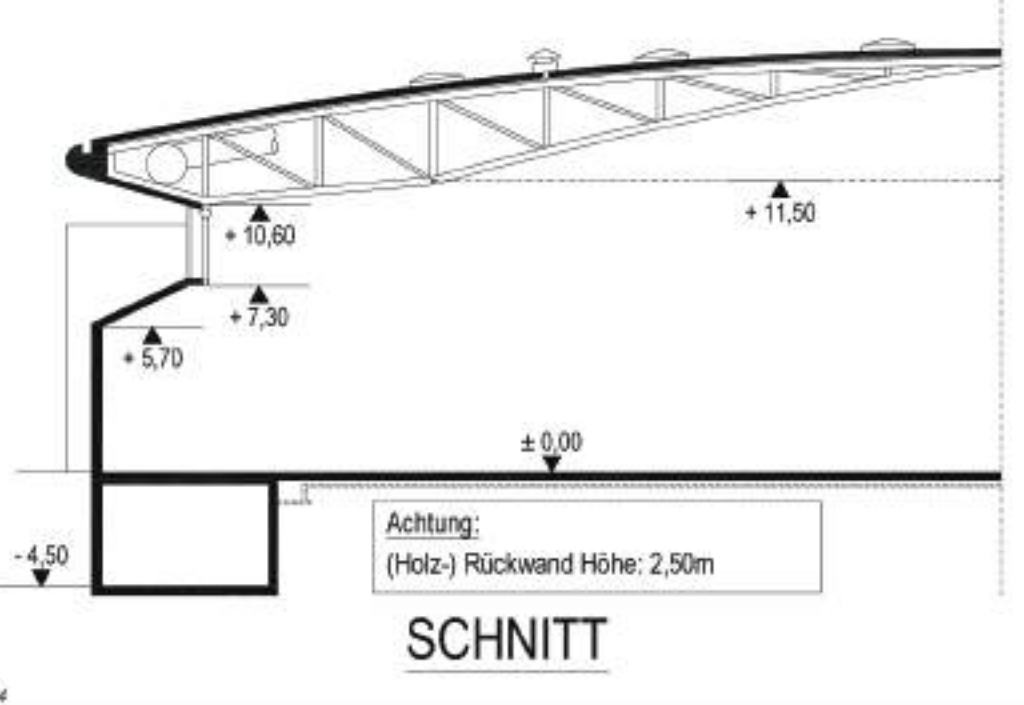


TRANSPORT LOGISTIC 2025 MÜNİH

TÜRKİYE PAVİLYONU





- | | | | | |
|--|--|-------------------------------|--|--|
| Bestandmauerwert
Backwork
(Halle B0 mit Holzwandverkleidung)
(Hall B0 with wooden wall paneling)
Holzwandverkleidung
Wooden wall paneling
Abhängepunkte (1 kN)
Suspension points (1 kN)
Ablufthauben
Ventilation hood
Lautsprecher
Speaker
Lichtkuppeln
Skylight
Dachträger
Roof girder
Info-Stände (B 2,75 / H 2,50)
Information pillar (2,75 w, 2,50 h)
Info-Terminal
Information terminal
Telefon
Telephone
Feuerzweck-Einrichtung
Fire extinguisher
Elektro-Schaltkasten
Electrical control box | Informationstand
Information stand
Spartenkanalnummer
Utility duct number
Spartenkanal
Utility duct
Erste Hilfe
First aid
Sperflächen
Blocked Space
Sperflächen (bedingt nutzbar)
Blocked Space (limited use only)
Vermietbares Maß
Rentable dimension
Hydrant
hydrant (fire plug)
Schalttafel / Switch
Hallen Telefon / Hall Telephone | 24
HT
27,90
ST
HT | Anschlussmöglichkeit für Gas, DN 32, 20 mbar
Gas connection, DN 32, 20 mbar
Anschlussmöglichkeit für Druckluft, DN 50/40, 6 bar
Compressed-air connection, DN 50/40, 6 bar
(Halle B0, DN 50/10, 6 bar)
(Hall B0, DN 50/10, 6 bar)
Anschlussmöglichkeit für Sprinklerbodenzulauf, DN 50
In-floor sprinkler connection, DN 50
Wasserablauf, Abstand = 3,0 m, DN 100/70
Waste water, interval = 3,0 m, DN 100/70
Wasserzulauf, Abstand = 3,0 m, DN 25, 3,5 bar
Water supply, interval = 3,0 m, DN 25, 3,5 bar
Beleuchtung Lighting
Beleuchtung Halle B0 Lighting Hall B0
Elektroversorgung Electricity
Staplerbelastung Max. Forklift load
Zulässige Bodenbelastung Max. floor load
Zulässige Bodenbelastung Halle B0 Max. floor load Hall B0
Bodenbelag Halle B0
Floor surface Hall B0
Zulässige Punktbelastung Halle B0 (Auflagefläche 0,3 x 0,3 nicht gültig für Spartenkanalabdeckung)
Max. Point load Hall B0 (bearing surface 30 x 30 cm; does not apply to utility duct covers) | 350 lux/qm
400 lux/qm
200 W/qm
14 t/qm (140 kN/qm)
5 t/qm (50 kN/qm)
2,5 t/qm (25 kN/qm)
Eiche-Flegelparkett
Oak inlay parquet
8 t (80 kN) |
|--|--|-------------------------------|--|--|

ÜBERSICHTSPLAN
POSITION PLAN



Planverfasser:
Messe München

Messefläche: D-81823 München
Tel.
Fax
<http://www.messe-muenchen.de>

Projektierung:
Telefon:
Technikteam:
Telefon:

Veranstaltung:
transport logistic 2025

Planinhalt:
Vermietplan
Halle A4

Ausdrucksort:	36.09.24	Datum:	Nr:
		Bearbeitet	
		Gepr.	
		Signatur	
		Modulnr.	1.000
Änderung	Datum	Name	Plan-Nr.



Türkiye

Türkiye Türkiye



DEK



DEK

LIGHTBOX

LIGHTBOX

LIGHTBOX

LIGHTBOX

LIGHTBOX


LIGHTBOX

LIGHTBOX

LIGHTBOX

LIGHTBOX









DIŞ EKONOMİK İLİŞKİLER KURULU
FOREIGN ECONOMIC RELATIONS BOARD







LIGHT BOX

BILLBOARD



LIGHT BOX
BILLBOARD

LIGHTBOX



DİŞ EKONOMİK İLİŞKİLER KURULU
FOREIGN ECONOMIC RELATIONS BOARD



DEİK
DİŞ EKONOMİK İLİŞKİLER KURULU
FOREIGN ECONOMIC RELATIONS BOARD







WIKYE

DEIK
BY PROMINENT MARKET ANALYST
FOR ECONOMIC RELATIONS BOARD

LIGHT BOX
BILLBOARD





Türkiye

Türkiye

DEIK



DEIK

LIGHTBOX

LIGHTBOX

LIGHTBOX

LIGHTBOX

LIGHTBOX

LIGHTBOX

LIGHTBOX

LIGHTBOX

LIGHTBOX

LIGHTBOX

LIGHTBOX

LIGHTBOX

LIGHTBOX

LIGHTBOX

LIGHTBOX

LIGHTBOX

LIGHTBOX

LIGHTBOX

LIGHTBOX

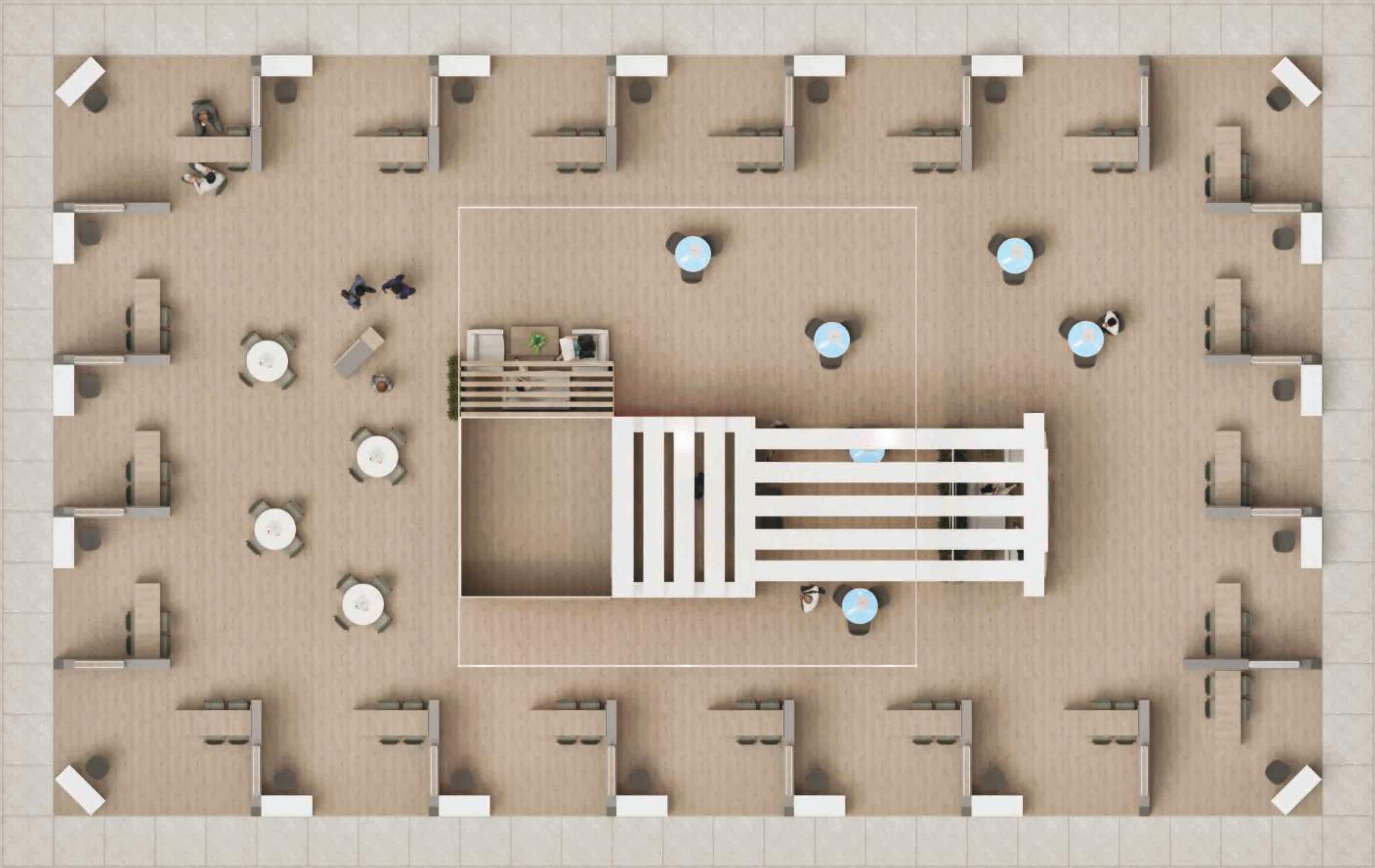
LIGHTBOX

LIGHTBOX

LIGHTBOX

LIGHTBOX

ANA KORIDOR











Türkiye

Türkiye

DEİK

DEİK

DİŞ EKONOMİK İZLENLERİ VE ÖNERİLERİ

LIGHTECH

LIGHTECH

LIGHTECH

LIGHTECH

LIGHTECH

LIGHTECH

LIGHTECH

LIGHTECH

LIGHTECH

LIGHTECH

LIGHTECH

LIGHTECH

LIGHTECH

LIGHTECH

LIGHTECH

LIGHTECH

LIGHTECH

LIGHTECH

